

PAPER

Cite this: *RSC Adv.*, 2019, 9, 361Received 25th October 2018
Accepted 14th December 2018

DOI: 10.1039/c8ra08873j

rsc.li/rsc-advances

Perylene bisbenzimidazole nonlinear dielectric material for energy storage†

 Samuel J. Hein,^a Carine Edder,^a Marta Kowalczyk,^{ab} Andrey Borzenko,^a Lev Mourokh,^c and Pavel Lazarev^a

A novel perylene bisbenzimidazole comprising both donor and acceptor functional groups was designed, synthesized, and characterized. This structure exhibits potentially useful physical properties, including a nonlinear dielectric response to an increasing electric field. This material can be used in energy storage devices as the dielectric part of a capacitor. Energy storage devices based on film capacitors are targeting applications in a wide range of industrial, residential and transportation systems.

Capacitors are among the simplest devices that store electrical energy and feature high charge–discharge rates, high power density, and a wide range of operating temperatures.¹ As a result, they have found use in many electronic devices and in numerous industrial applications. However, while capacitors feature high power density, they do not compete with the high gravimetric energy density of batteries, precluding their use as long-term energy storage devices. This disadvantage originates from the low polarizability of conventional dielectric materials found in modern industrial capacitors. We are developing new dielectric materials with high polarizability, high resistivity, and high breakdown voltage. These materials will widen the scope of capacitor applications to a variety of energy storage devices including transportation, industry, and residential applications.

For traditional materials, dielectric polarizability is a constant value with stored energy sharing a linear relationship to the dielectric permittivity of the material. At high electric fields, however, many materials exhibit a nonlinear dielectric constant.² Commonly, these materials consist of highly polarizable molecules with electron-donating and/or electron-withdrawing groups on opposite sides of a large conjugated core. These groups can increase polarizability and further impart directionality to the delocalized electrons when an electric field is applied.

Here we present the general structure for a non-linear dielectric chromophore, that we named dielectrophore, that would bring the combination of required properties into capacitors: high permittivity, resistivity, and breakdown

strength, as well as good processability and mechanical flexibility.³ The main three components that build these properties are: the polyaromatic core, allowing π – π stacking within the material as well as high polarizability, donor and acceptor groups at each end of the conjugated core increasing the first hyperpolarizability, and insulating subunits that prevent current leakage within the capacitor (Fig. 1). In such structures, the cores are predominantly planar polycyclic molecular system which forms column-like supramolecular stacks by π – π interactions.

Perylene-3,4,9,10-tetracarboxylic acid diimides (PDIs) are among the most extensively used cores for studies of π – π stacking and columnar liquid crystalline structures. It is noteworthy that PDI-based molecules have been widely used as colorants and dyes, as well as chromophores for optoelectronic applications such as photovoltaics and organic field effect transistors. This is due to the combination of their optoelectronic properties, such as large extinction coefficients, high fluorescent quantum yields, strong electron-accepting ability (N-type semiconductors), and high thermal and chemical

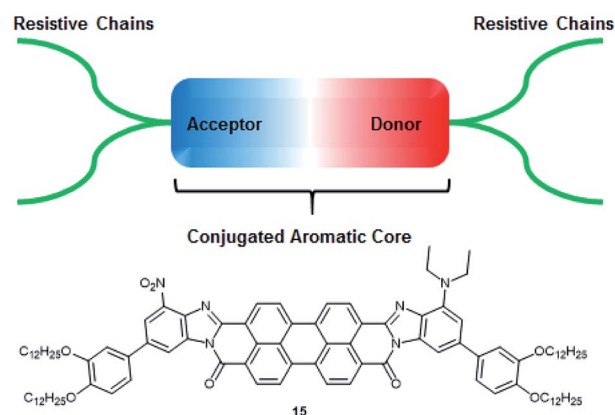


Fig. 1 General representation of an ideal dielectrophore, such as 15.

^aCapacitor Sciences Inc., 1530 O'Brien Drive, Suite B, Menlo Park, CA 94025, USA

^bNatural Sciences Department, LaGuardia Community College, City University of New York, 31-10 Thomson Avenue, Long Island City, NY 11101, USA

^cDepartment of Physics, Queens College of the City University of New York, Flushing, NY 11367, USA

† Electronic supplementary information (ESI) available. See DOI: 10.1039/c8ra08873j

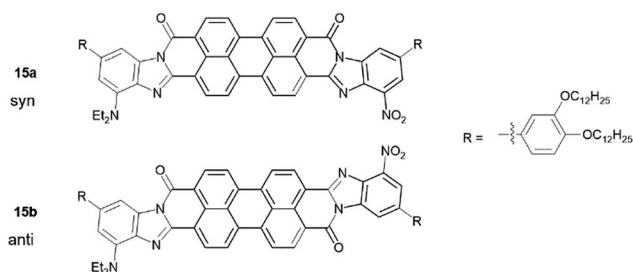
stability.⁴ Most of these properties originate from the delocalization of the π electrons of the PDI's. In addition, the modular structure and straightforward synthesis of PDI-based molecules streamline the modification of their structures, which helps to bring all the required properties of our dielectrophores.

Our theoretical studies demonstrated that linear polarizability of the PDIs can be strongly increased by transforming the diimide functions into the more conjugated benzimidazole derivatives and adding donor (NEt₂) and acceptor groups (NO₂) at the opposite sides of a molecule.⁵ Considering the predicted design, we propose molecule **15** as our target molecule (Fig. 1). Long alkyl chains are added *via* phenyl linkers at both sides of the molecule and bring significant impact into the resistivity of the potential capacitor and help with processability during the synthetic manipulations and film coating.

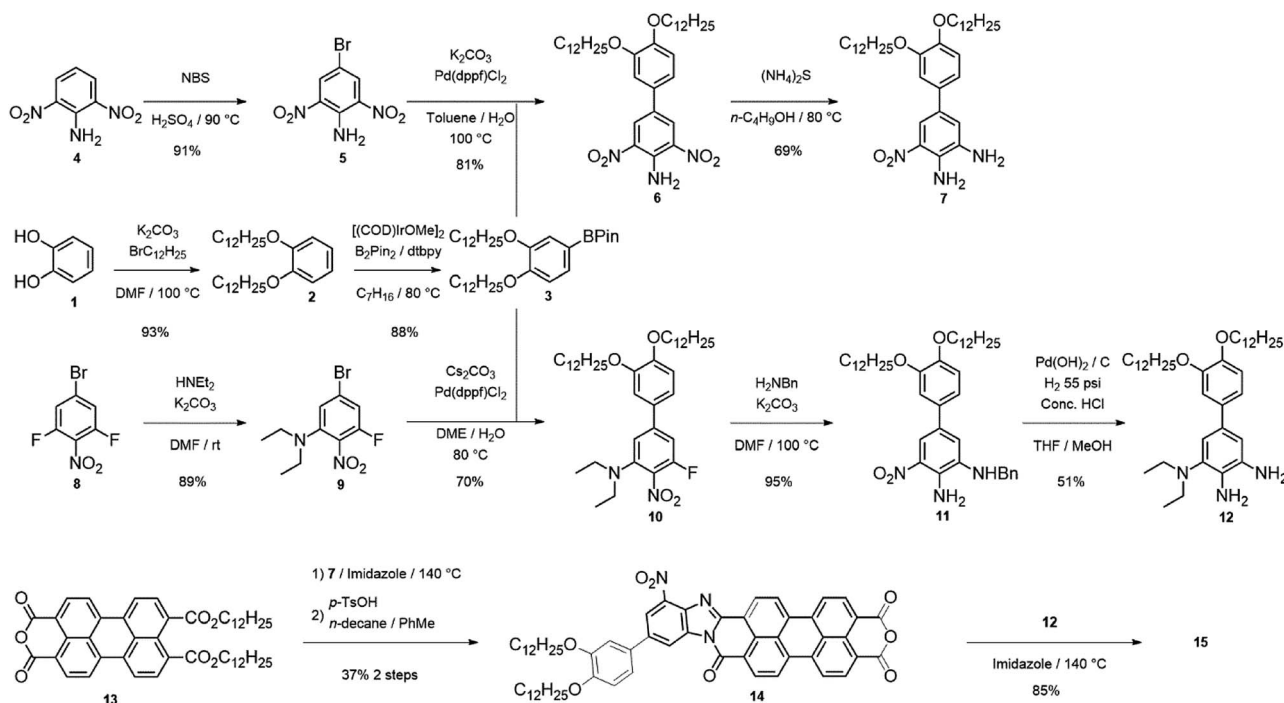
One of the main advantages of **15** is the modularity of its synthesis, which can be performed as a step-wise addition of two substituted *o*-phenylenediamines to **13** (Scheme 1). **13** was synthesized according to a modified procedure reported by Xiao and co-workers (outlined in Scheme 1).⁶ In our synthesis, **3** is accessed through a 2-step derivatization of catechol (**1**) through an alkylation followed by a C–H activated borylation.⁷ The electron-acceptor diamine (**7**) was synthesized from 2,5-dinitroaniline (**4**) *via* bromination with NBS, followed by Suzuki coupling with **6**, and further reduction of one of the nitro groups with ammonium sulfide. The electron donating diamine (**12**) was synthesized from 3-bromo-2,5-difluoronitrobenzene (**8**) *via* nucleophilic aromatic substitution at room temperature, followed by Suzuki coupling with **3** to isolate **10**. A nucleophilic aromatic substitution with benzylamine at elevated temperature yields **11** and a deprotection/reduction using Pd(OH)₂/C

and H₂ at 55 psi afforded **12**. **14** was obtained in two steps by stirring diamine **7** with **13** in molten imidazole at 140 °C for 12 hours then further treating the product with an excess of *para*-toluenesulfonic acid in toluene at 100 °C to afford **14** in 37% overall yield (Scheme 1).

15 was made through the condensation of mono-anhydride **14** with diamine **12** with the presence of zinc acetate in quinoline at 140 °C for 12 hours. Upon precipitation into methanol, **15** was isolated as a dark purple solid. It is important to mention that reactions of **13** with **7** and then **14** with **12** are likely not regioselective, even though steric factors favour the formation of the isomers **15a** and **15b** (Scheme 2) with donor/acceptor groups located farther from carboxamide group, especially in the case of the bulkier diethylamino group. Indeed, six additional isomers may be present, in addition to **15a** and **15b** (**15c–h**, see ESI†). Column chromatography to separate these regioisomeric mixtures is shown to be quite challenging.⁸ Considering our theoretical studies, that demonstrated both *syn*- and *anti*-isomers to have similar predicted polarization values, separation of individual isomers is unnecessary.⁵



Scheme 2 Main isomers of **15**.



Scheme 1 Synthesis of **15**.

15 was characterized with UV-vis and FTIR spectroscopic techniques and molecular weight was confirmed through mass spectrometry (see ESI†). FTIR of **15** shows the absence of the anhydride carbonyl stretches of **14** at 1769 and 1732 cm^{-1} respectively and the emergence of benzimidazole stretches at 1691, 1592, and 1573 cm^{-1} .⁹ ^1H NMR of **15** in 100% CDCl_3 initially exhibit very broad signals, but when 10% dTFA is added this aggregation is broken up (see ESI†). The formation of the benzimidazole extends the length of conjugation considerably, this transformation can be clearly observed in the UV-vis spectra where the λ_{max} shifts from 523 nm for **13** to 555 nm for **14** (ESI†). The λ_{max} shifts even further towards the near infrared region (752 nm) upon addition of the donor block (**12**) and making **15** (Fig. 2A). The drastic broadening of the band from 500 to 900 nm for **15** is caused by the extended conjugation, the formation of π - π -aggregates in the solution and the presence of a mixture of isomers,^{8a} as well as intramolecular charge transfer (ICT) in this push-pull system.¹⁰ The UV-vis spectrum in chloroform was predicted using a B3LYP/6-31H level of theory and compared with the experimental data (see ESI†). The computed

spectrum identifies three major bands at 409, 552, and 850 nm, respectively, in some agreement with the observed λ_{max} at 395, 525, and 752 nm (ESI†). **15** was then cast into films on the Indium-Tin-Oxide (ITO)/glass substrate (see ESI†) and charged through corona poling to test its nonlinear behaviour in the presence of an electric field.

In corona poling, a sharp corona tip is charged up to several kilovolts until the electric breakdown of surrounding atmosphere occurs and the positive or negative ions are deposited on the film surface.¹¹ With this approach, a large electric field necessary to study the nonlinear response of the material is achieved. Once charge is deposited we used a Kelvin probe to measure the surface potential and its dependence on the amount of deposited charges, which can be determined by measuring the current from the bottom ITO electrode to the ground. This current is directly proportional to the voltage of the corona electrode, as expected, and is controlled by the corona current setting. It is then a simple calculation to convert the time under the corona charge deposition into the charge density on the top of the film. In our experiment, we use the current of 10^{-5} A and the area of the film is $11.5 \times 6 \text{ cm}^2$.

The results of the corona experiment are shown in Fig. 2B for the 2.165 μm thickness film of **15** and 6 μm polypropylene (PP) thin film for the comparison. PP is a common material used as a dielectric in many high voltage capacitors and shows a usual linear relationship between increasing charge density and a growing electric field (Fig. 2B). The dielectric constant of PP is estimated through this approach to be 2.9, close to the tabulated value.¹² When **15** is exposed to the same conditions, we observe a nonlinear voltage saturation at an electric field of 40 $\text{V } \mu\text{m}^{-1}$. We can conclude that in such nonlinear regime the deposition of additional charge leads to the increase of the polarization, not to the increase of the electric field. It should be emphasized that in PP films the electric breakdown occurs after about 10 seconds of the charge deposition, while **15** can sustain up to 5 hours at the same conditions. Correspondingly, the energy stored in the capacitor based on our molecule would be larger than that of the polypropylene-based capacitor by several orders of the magnitude.

Conclusions

In conclusion, we report the synthesis and characterization of a novel perylene bisbenzimidazole with electron-accepting and donating functional groups. The extended conjugation of **15** is supported by UV-vis absorption measurements. Molecular structure was confirmed through mass spectrometry and IR spectroscopy. Charging measurements taken by a Corona Kelvin probe demonstrate that this material has a nonlinear dielectric response to an increasing electric field with voltage saturation at low electric field strength of 40 $\text{V } \mu\text{m}^{-1}$, making it a potent dielectric material for energy storage in a capacitor. Further electric studies on this material are ongoing.

Conflicts of interest

There are no conflicts to declare.

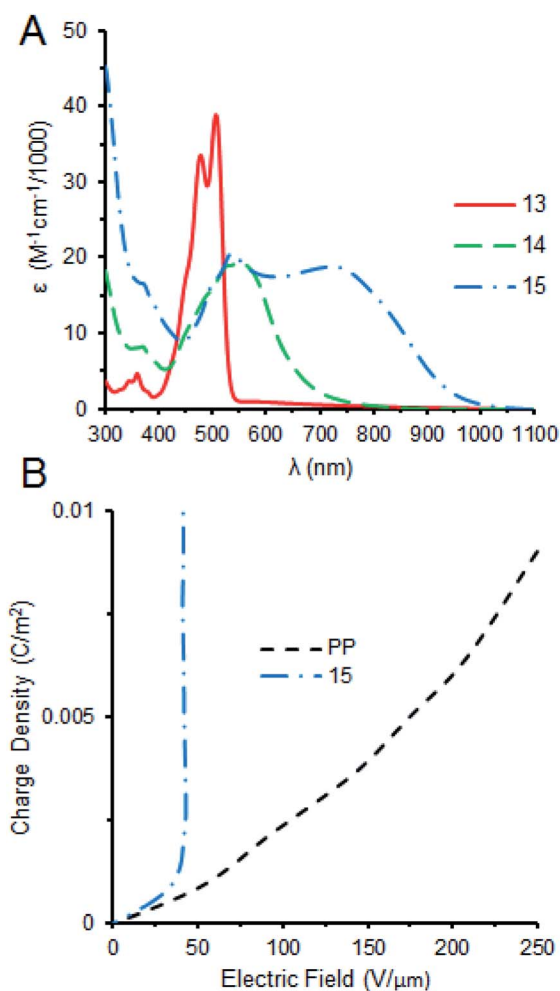


Fig. 2 (A) UV-vis absorption spectra of intermediates **13** (solid red), and **14** (dashed green), and final perylene-bisbenzimidazole **15** (dash-dot blue) (0.05 mg mL^{-1} in CHCl_3). (B) Corona charging capacitor experiment of films cast from polypropylene (PP, dash black) and **15** (dash-dot blue).

Notes and references

- 1 (a) B. Chu, X. Zhou, K. Ren, B. Neese, M. Lin, Q. Wang, F. Bauer and Q. M. Zhang, *Science*, 2006, **313**, 334–336; (b) Y. Wang, X. Zhou, Q. Chen, B. Chu and Q. Zhang, *IEEE Trans. Dielectr. Electr. Insul.*, 2010, **17**, 1036–1042; (c) S. Wu, W. Li, M. Lin, Q. Burlingame, Q. Chen, A. Payzant, K. Xiao and Q. M. Zhang, *Adv. Mater.*, 2013, **25**, 1734–1738.
- 2 (a) C. Van Dyck, T. J. Marks and M. A. Ratner, *ACS Nano*, 2017, **11**, 5970–5981; (b) D. H. Bale, B. E. Eichinger, W. Liang, X. Li, L. R. Dalton, R. H. Robinson and P. J. Reid, *J. Phys. Chem. B*, 2011, **115**, 3505–3513; (c) S. Mendiratta, C.-H. Lee, M. Usman and K.-L. Lu, *Sci. Technol. Adv. Mater.*, 2015, **16**, 054204.
- 3 L. Mourokh and P. Lazarev, *Adv. Mater. Sci.*, 2017, **17**, 14–21.
- 4 (a) W. Jiang, Y. Li and Z. Wang, *Acc. Chem. Res.*, 2014, **47**, 3135–3147; (b) B. Kobaisi, R. Latham, A. Raynor and S. Bhosale, *Chem. Rev.*, 2016, **116**, 11685–11796; (c) O. Birel, *CBU J. Sci.*, 2017, **13**, 379–386.
- 5 A. Borzenko, C. Edder, L. Mourokh and P. Lazarev, Rylene Dielectrophores for Capacitive Energy Storage, *Mater. Sci. Appl.*, 2018, **9**, 534–541.
- 6 L. Chen, K. Zhang, C. Tang, Q. Zheng and Y. Xiao, *J. Org. Chem.*, 2015, **80**, 1871–1877.
- 7 T. E. Hurst, T. K. Macklin, M. Becker, E. Hartmann, W. Kgel, J.-C. Parisienne-La Salle, A. S. Batsanov, T. B. Marder and V. Snieckus, *Chem.–Eur. J.*, 2010, **16**, 8155–8161.
- 8 (a) H. Quante, Y. Geerts and K. Müllen, *Chem. Mater.*, 1997, **9**, 495; (b) Z. Yuan, Y. Xiao, Z. Li and X. Qian, *Org. Lett.*, 2009, **11**, 2808; (c) L. Perrin and P. Hudhomme, *Eur. J. Org. Chem.*, 2011, **2011**, 5427.
- 9 (a) M. Mamada, C. Perez-Bolivar and P. Anzenbacher, *Org. Lett.*, 2011, **13**, 4882–4885; (b) M. Mamada, C. Perez-Bolivar, D. Kumaki, N. A. Esipenko, S. Tokito and P. Anzenbacher, *Chem.–Eur. J.*, 2014, **20**, 11835–11846.
- 10 (a) C. Li, J. Schöneboom, Z. Liu, N. G. Pschirer, P. Erk, A. Herrmann and K. Müllen, *Chem.–Eur. J.*, 2009, **15**, 878; (b) A. A. Vasilev, K. De Mey, I. Asselberghs, K. Clays, B. Champagne, S. E. Angelova, M. I. Spassova, C. Li and K. Müllen, *J. Phys. Chem. C*, 2012, **116**, 22711; (c) Y. Zagranyski, L. Chen, Y. Zhao, H. Wonneberger, C. Li and K. Müllen, *Org. Lett.*, 2012, **14**, 5444.
- 11 L. B. Loeb, *Electrical Coronas, Their Basic Physical Mechanisms*, University of California Press, Berkeley, 1965.
- 12 R. P. Deshpande, *Capacitors: Technology and Trends*, Tata McGraw-Hill, New Delhi, 2012, pp. 23–49.